



High-Speed Stamping Presses

A REPUTATION OF EXCELLENCE.....

.....A COMMITMENT TO INNOVATION

PP-1A-45

Single Point C- Frame Press



OAK Press Solutions Inc.

504 Wade St.
Sturgis, MI, 49091 USA

Tel : 269-651-8513

Fax: 269-659-4625

E-mail: sales@oakpresses.com

Web: www.oakpresses.com



High-Speed Stamping Presses

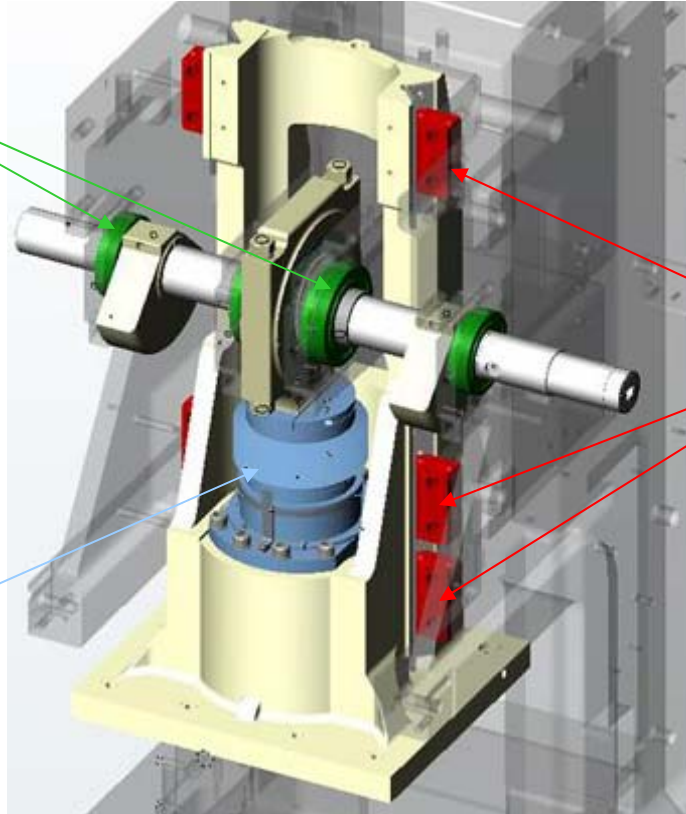
A REPUTATION OF EXCELLENCE.....

.....A COMMITMENT TO INNOVATION

PP-1A-45

Design Features

Drive System
Anti-friction roller bearings



Guidance System
6 Point System
Anti-friction roller bearings
Zero clearance gibs
Large effective bearing area

Slide Lift System
Hydraulic withdrawl
Quick Change Tooling
Stuck on Bottom Recovery
Overload protection

Drive System

OAK presses use of anti-friction roller bearings on all driving components to provide superior precision, life, and speed compared to conventional bushings.

Guidance System

The PP series incorporates a 6 point guidance system on the slide. All gibs use anti-friction roller bearings installed with zero clearance. Gibs are located at extreme ends of the slide to provide maximum effective bearing area. This gives the slide a very high degree of accuracy for higher quality parts and longer tool life.

Slide Lift System (Hyd. Withdrawl)

The patented hydraulic withdrawl system will give you up to 5 inches of die separation without effecting the shutheight setting. This feature simplifies die inspection and tool maintenance.

Quick Change Tooling System

The hydraulic withdrawl system has a lifting capacity of 9000 pounds. This feature allows you to lift the complete die assembly off the bolster for easy and fast die change.

Stuck on Bottom Recovery

The hydraulic withdrawl system allows you to raise the slide independent of drive shaft position. This feature makes it impossible to stick the press on bottom dead center.

Automatic Lubrication System

An automatic lubrication system with progressive feeder manifolds ensures proper lubrication volumes to all driving and guidance systems on the press. This system also incorporates fault detection for low lube levels and lube point blockage.

OAK Press Solutions Inc.

504 Wade St.
Sturgis, MI, 49091 USA

Tel : 269-651-8513

Fax: 269-659-4625

E-mail: sales@oakpresses.com

Web: www.oakpresses.com



High-Speed Stamping Presses

A REPUTATION OF EXCELLENCE.....

.....A COMMITMENT TO INNOVATION

PP-1A-45

Specifications

Technical Data	Imperial Rating	Units	Metric Rating	Units
Capacity	45	tons	400	kN
Force Rating Distance	0.06	inches	1.52	mm
Stroke Length (max.)	2.00	inches	50.80	mm
Shut height (min) *	8.50	inches	215.90	mm
Shut height (max) *	10.50	inches	266.70	mm
Slide lift (hydraulic withdrawl)	3.00	inches	76.20	mm
Strokes per minute (min.)	133	SPM	133	SPM
Strokes per minute (max.)	400	SPM	400	SPM
Bolster area (left - right)	29.00	inches	736.60	mm
Bolster area (front - back)	20.00	inches	508.00	mm
Bolster thickness	3.25	inches	82.55	mm
Bolster Height from floor	41.25	inches	1047.75	mm
Slide area (left - right)	24.00	inches	609.60	mm
Slide area (front - back)	20.00	inches	508.00	mm
Die Loading area (left - right)	24.00	inches	609.60	mm
Die Loading area (front - back)	21.00	inches	533.40	mm
Bed Opening area (left - right) **	20.00	inches	508.00	mm
Bed Opening area (front -back) **	8.00	inches	203.20	mm
Floor Space (left - right)	32.50	inches	825.50	mm
Floor Space (front - back)	39.50	inches	1003.30	mm
Height	112.00	inches	2844.80	mm
Weight	12000	pounds	5443	kg
Main Motor	5.00	HP	3.73	kW

* custom shut height available upon request.

** custom bed openings available upon request.

OAK Press Solutions Inc.

504 Wade St.
Sturgis, MI, 49091 USA

Tel : 269-651-8513

Fax: 269-659-4625

E-mail: sales@oakpresses.com

Web: www.oakpresses.com



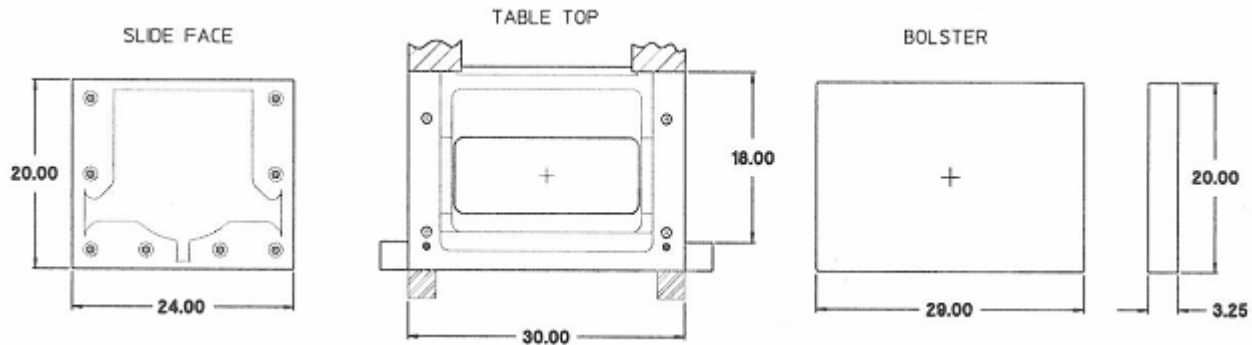
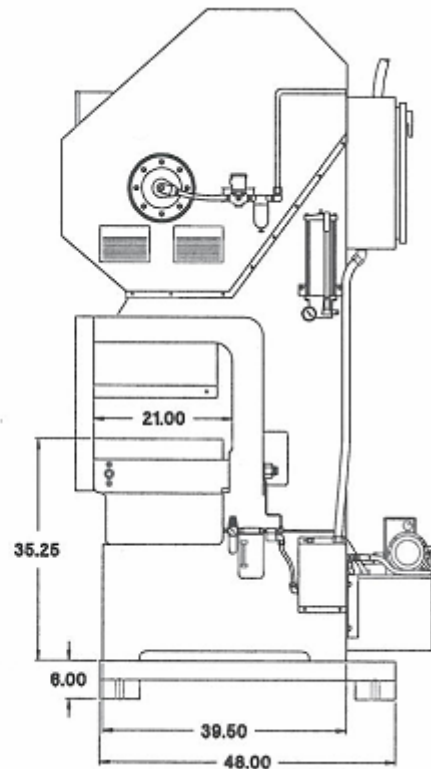
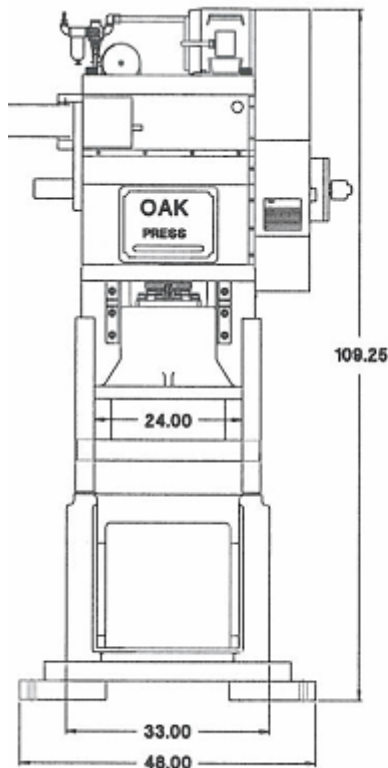
High-Speed Stamping Presses

A REPUTATION OF EXCELLENCE.....

.....A COMMITMENT TO INNOVATION

PP-1A-45

Dimensions



OAK Press Solutions Inc.

504 Wade St.
Sturgis, MI, 49091 USA

Tel : 269-651-8513

Fax: 269-659-4625

E-mail: sales@oakpresses.com

Web: www.oakpresses.com