

CP Series

FOUR POINT HIGH SPEED PRESS



A Reputation of Excellence

...A Commitment to Innovation

DESIGN *Features*

Slide Lift System

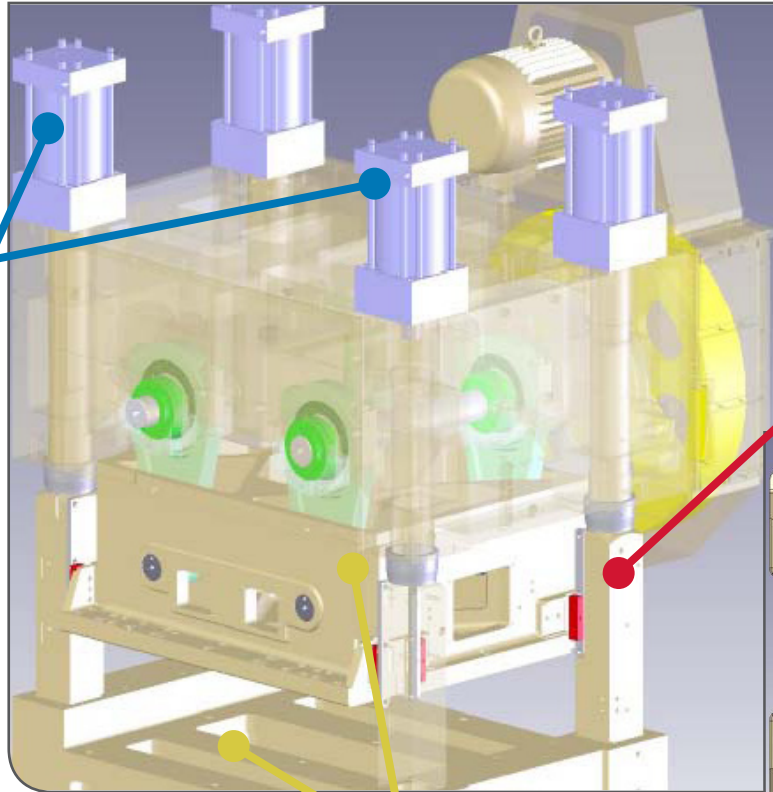
- › HYDRAULIC WITHDRAWAL
- › QUICK CHANGE TOOLING
- › STUCK ON BOTTOM RECOVERY
- › OVERLOAD PROTECTION

Stuck on Bottom Recovery

The hydraulic withdrawal system allows you to raise the slide independent of drive shaft position. This feature makes it *impossible to stick the press on bottom dead center.*

Hydraulic Withdrawal

The patented hydraulic withdrawal system will give you up to *11 inches of die separation* without affecting the shut height setting. This feature simplifies die inspection and tool maintenance.



Construction

- › HEAVY DUTY CAST FRAME
- › FLEXIBLE DESIGN FEATURES

The cast iron crown, bed, and slide of the Oak CP Series provides *superior vibration and noise dampening* compared to conventional steel frame presses. The process used to make our castings allows us to quickly and easily optimize slide and bed configurations to match the application.

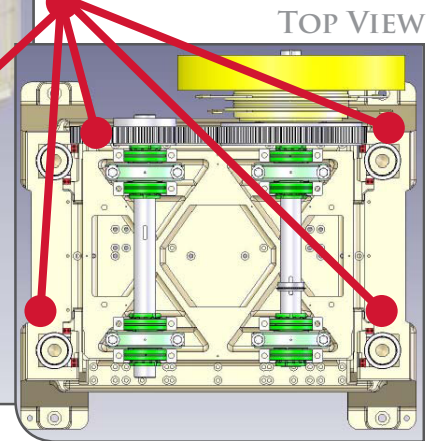
Guidance System

- › 8 POINT SYSTEM
- › ANTI-FRICTION ROLLER BEARINGS
- › ZERO CLEARANCE GIBS
- › LARGE EFFECTIVE BEARING AREA

The CP Series incorporates a *8 point guidance system* on the slide.

All gibs use anti-friction roller bearings installed with *zero clearance.*

This gives the slide a very high degree of accuracy for higher quality parts and longer tool life.




HYDRAULIC WITHDRAWAL SYSTEM

Photos are of an Oak press with 1.50" working stroke.


Maintenance
Position:

Hydraulic
Withdrawal
Raised



Operating
Position:

Hydraulic
Withdrawal
Lowered



PRESS Specifications



Imperial


		CP-1100	CP-1400
Capacity @ .063" off Bottom	tons	124	158
Tool Loading Area (between posts)	L-R in	54.50	54.50
Strip Inlet Width (between posts)	F-B in	29.00	29.00
Slide Area	L-R in	52.50	52.50
	F-B in	48.00	48.00
Bolster Area	L-R in	51.00	51.00
	F-B in	48.00	48.00
Shut Height	per customer specification		
Shut Height Adjustment	in	4.00	4.00
Slide lift (hydraulic withdrawl)	max. in	8.00	8.00
Stroke Length	max. in	3.00	3.00
Speed	min. spm	133	133
	max. spm	400	400
Bolster thickness	in	5.00	5.00
Distance: Floor to Top of Bolster	in	49.50	49.50
Opening in Bed **	L-R in	42.00	42.00
	F-B in	10.00	10.00
Floor Space at Feet	L-R in	71.00	71.00
	F-B in	59.50	59.50
Overall Height	in	151.00	151.00
Press Shipping Weight (est.)	lb	40,000	45,000
Main Drive Motor	hp	20.00	30.00

** custom bed openings available upon request.

Metric

		CP-1100	CP-1400
Capacity @ 1.6mm off Bottom	kN	1100	1400
Tool Loading Area (between posts)	L-R mm	1384	1384
Strip Inlet Width (between posts)	F-B mm	736	736
Slide Area	L-R mm	1334	1334
	F-B mm	1219	1219
Bolster Area	L-R mm	1295	1295
	F-B mm	1219	1219
Shut Height	per customer specification		
Shut Height Adjustment	mm	102	102
Slide lift (hydraulic withdrawl)	max. mm	203	203
Stroke Length	max. mm	76	76
Speed	min. spm	133	133
	max. spm	400	400
Bolster thickness	mm	127	127
Distance: Floor to Top of Bolster	mm	1257	1257
Opening in Bed **	L-R mm	1067	1067
	F-B mm	254	254
Floor Space at Feet	L-R mm	1803	1803
	F-B mm	1511	1511
Overall Height	mm	3835	3835
Press Shipping Weight (est.)	kg	18,144	20,412
Main Drive Motor	kW	15	22

** custom bed openings available upon request.





Burr Oak Tool Inc.

405 W South Street
Sturgis, MI 49091 USA

Ph: (269) 651-9393

www.burroak.com
sales@burroak.com

Oak Eurasia s.r.o.

Logistický Park D5
Ostrov u Stříbra
34901 Stříbro, CZ

Ph: +420 374 694 387

www.oakeurasia.com
sales@oakeruasias.com



Oak India Pvt. Ltd.

C388 Second Floor
Sushant Lok - 1
Gurgaon 122009
INDIA

Ph: +91 124-407 8933

Press Solutions Inc.

Ph: (269) 651-8513

Fx: (269) 659-4625

504 Wade Street, Sturgis, MI 49091 USA

www.oakpresses.com

sales@oakpresses.com

With customers in over 65 countries, you can count on Oak's
Quality, Experience & Support.